

Wireless Gateway and Repeater

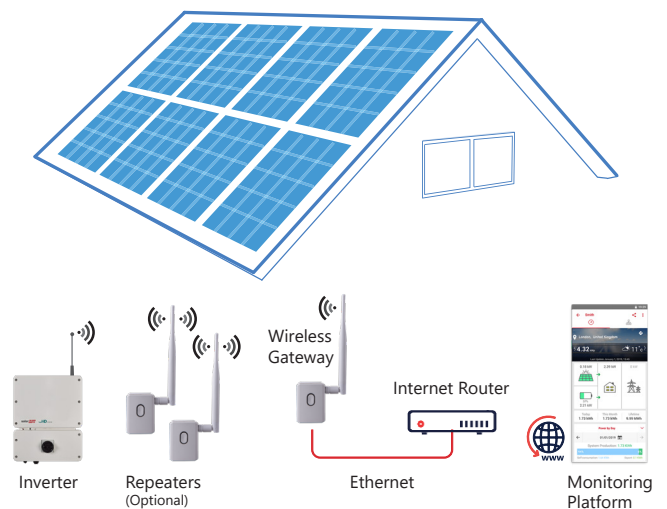
For Australia and New Zealand



COMMUNICATION

Simple Wireless Connectivity

- Wirelessly connects SetApp-enabled SolarEdge inverters to an Internet router
- Easy installation and configuration via SetApp, leveraging a Wireless station built into the inverter
- Antenna* is located external to the inverter and supports up to two repeaters for extended range
- The Wireless gateway supports up to eight SolarEdge inverters on a single wireless network



* Two Wi-Fi antennas are included in the supplied kit, one that connects to the inverter and the other to the Wireless Gateway. There is no need to order them separately

/ Wireless Gateway and Repeater For Australia

PART NUMBER	SE-WFGW-B-S1-RW, SE-WFRPT-B-S1-RW	
MODEL NUMBER	WiFi-GW	
COMPATIBLE INVERTERS	RESIDENTIAL INVERTERS WITH SETAPP CONFIGURATION	
RF PERFORMANCE		
Transmit Power	15	dBm
Receiver Sensitivity (802.11b @ 1Mbps DSS)	-94 to -69	dBm
EIRP with Antenna	20	dBm
Outdoor (LOS) Range	400 / 1300	m / ft
Indoor Range ⁽¹⁾	50 / 160	m / ft
Frequency Band	2412 - 2472	MHz
Bandwidth	20	MHz
Antenna Gain ⁽²⁾	5	dBi
NETWORK AND SECURITY		
Channels ⁽³⁾	1-13	
Security	WPA-PSK, WPA2-PSK, WEP	
WIRELESS LAN		
Standards	802.11b/g/n	
Modulation	802.11b - DSSS-CCK, 802.11g - OFDM, 802.11n - HT modulations, MCS0-7	
Data Rates	1 - 72	Mbps
ENVIRONMENTAL		
Operating Temperature	-20 to +60 / -4 to +140	°C / °F
Storage Temperature	-20 to +60 / -4 to +140	°C / °F
Relative Humidity (non-condensing)	0 - 80	%
Ingress Protection	IP20	
MECHANICAL		
Dimensions (H x W x D; with pins)	66.2 x 55.5 x 74.5.7 / 2.6 x 2.1 x 2.9	mm / in
Weight without Antenna	90 / 0.20	g / lb
Weight with Antenna	110 / 0.24	g / lb
POWER SUPPLY		
AC Voltage (nominal)	100 - 240	Vac
AC Frequency (nominal)	50 / 60	Hz
Max Input Current	50	mA
STANDARD COMPLIANCE		
Safety	IEC/ EN 62368-1	
EMC	EN301 489-1; EN301 489-17; EN300 328; EN55032:2015+AC:2016; EN55035; EN61000-3-2:2014; EN61000-3-3:2013; EN61000-4-2:2009; EN61000-4-3:2006+A1:2008+A2:2010; EN61000-4-4:2012; EN61000-4-5:2014+A1:2017; EN61000-4-6:2014+AC:2015; EN61000-4-11:2004+A1:2017; AS/NZS 4268:2017	
AC Plug	AS/NZS 3112	

(1) Approximate values, may differ depending on specific installation conditions

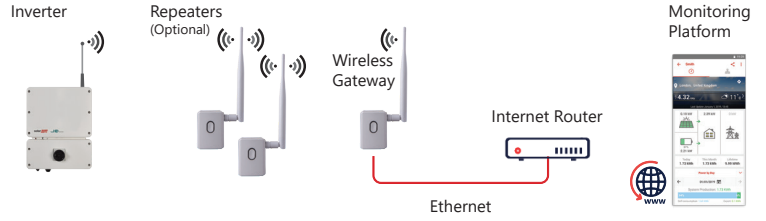
(2) The antenna may have higher gain within EIRP power constraint

(3) Channels 12-13 are allocated for future use

/ Wireless Gateway and Repeater For Australia

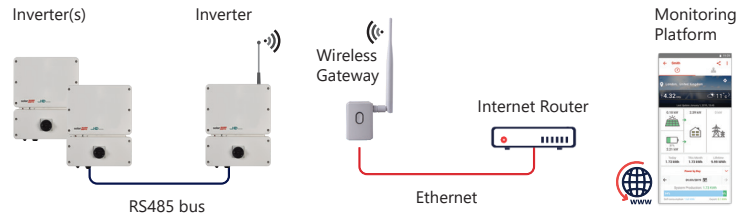
Scenario A: Single inverter, wireless connection with optional repeaters

- / 1 x Wireless gateway
- / 1 or 2 x Wireless repeater for extending the Wi-Fi range



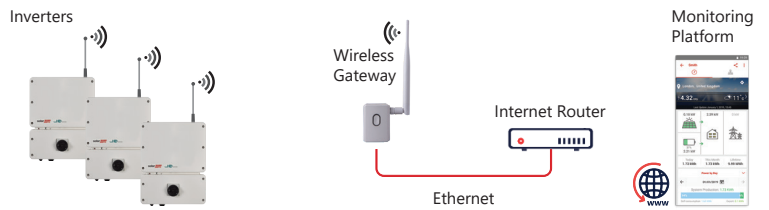
Scenario B: Multiple inverters, wired connection⁽⁴⁾

- / 1 x Wireless Gateway



Scenario C: Multiple inverters, Wi-Fi Point to Multi-point⁽⁵⁾

- / 1 x Wireless Gateway



(4) To extend the Wi-Fi range, add one or two Wireless Repeaters
 (5) Additional inverter antennas should be purchased separately